



December 2018

Corruption in Queensland: perceptions and prevention



In 2018 a special **Global Corruption Barometer** survey was conducted by Griffith University and Transparency International Australia. The Crime and Corruption Commission (CCC) provided additional funding to increase the number of Queenslanders surveyed.

The survey asked people about their perceptions and experiences of corruption, including their views about the performance of the CCC.

The survey found that levels of trust and confidence in government has been in decline since 2008.

Project leader Professor A J Brown, of Griffith University's Centre for Governance and Public Policy, said the results show "a stronger correlation between trust and action against corruption. Well over a third of citizens' total trust and confidence is now explained by whether they feel the government is doing a 'good job in fighting corruption' (37% at the federal level, 25% state)".

This short report is a Queensland-specific snapshot of corruption perceptions and experiences, based on the overall survey findings. Read more information about the [2018 Global Barometer Survey \(Australia\)](#).



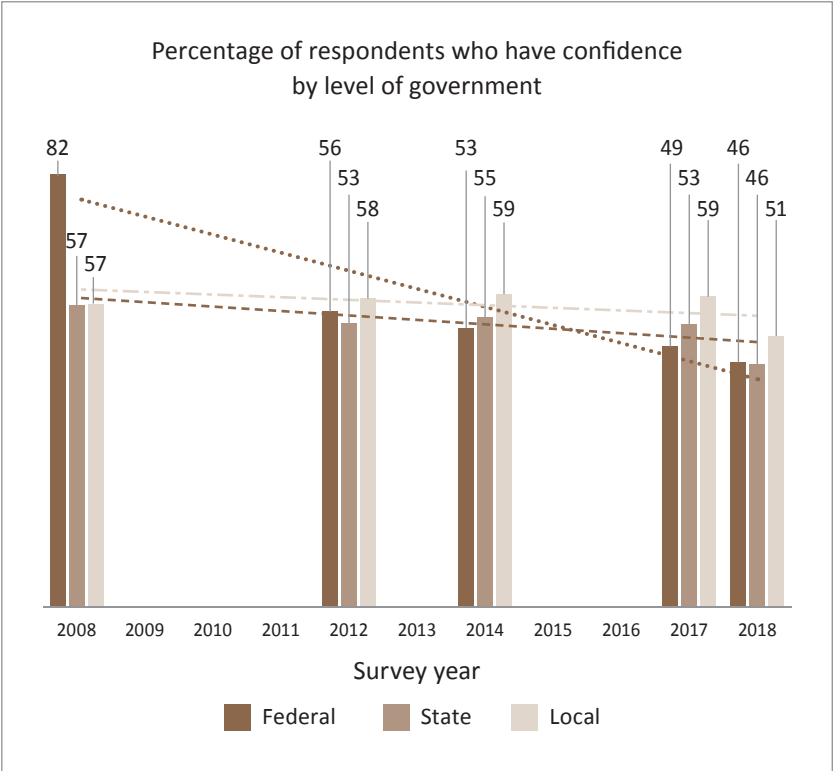
Crime and Corruption Commission

QUEENSLAND

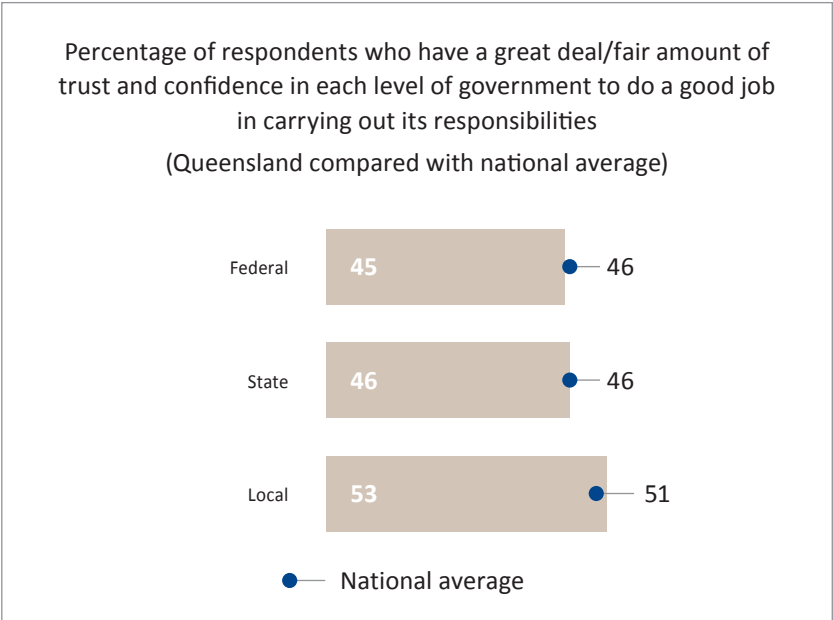
Survey results

Degree of trust and confidence in government (local, state, federal)

Queenslanders have slightly more trust and confidence in their local government than the rest of the country, and more confidence in the local government than either the state government or federal government.



Notwithstanding, less than half of Queensland respondents have trust and confidence in the federal or state government, and only just over half have trust and confidence in local government.

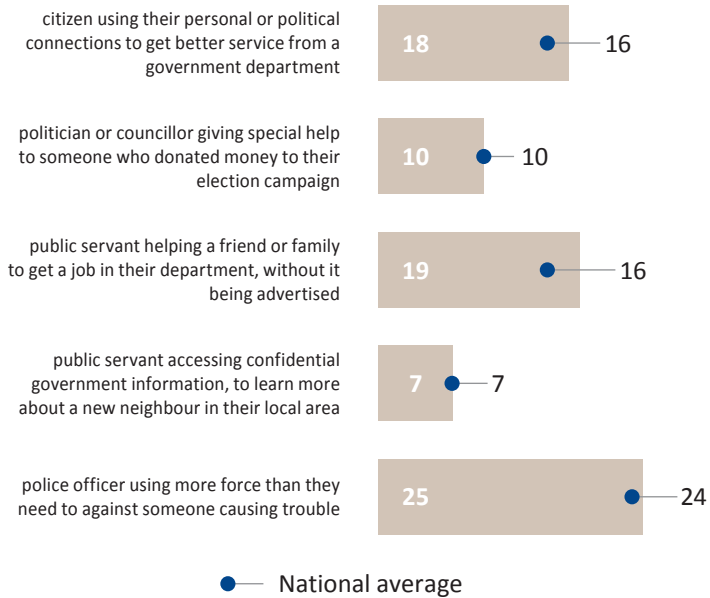


Views on specific behaviours

Nearly one in five Queensland respondents believe that using political connections for personal gain and public servants helping friends or family to get a job without an appropriate process are acceptable behaviours.

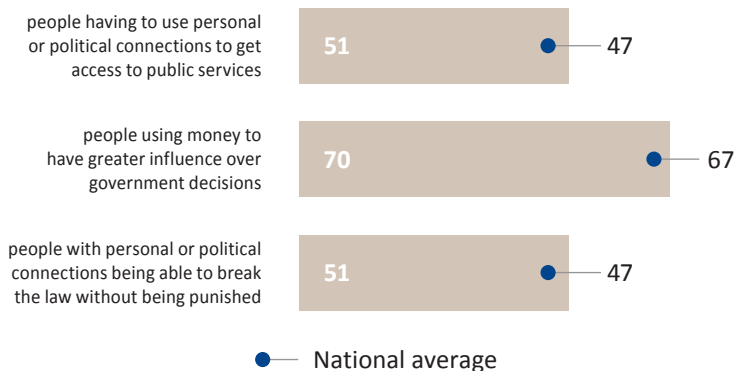
One-quarter of Queenslanders believe that police officers using more force than necessary is acceptable.

Percentage of respondents who believe the behaviours are acceptable
(Queensland compared with national average)



A significant proportion of Queenslanders surveyed believe that a range of negative behaviours frequently occur.

Percentage of respondents who believe the following behaviours frequently happen
(Queensland compared with national average)



While the Queensland results are largely on par with the national average, they confirm there is more work to do to increase the community's confidence in government, reduce tolerance for corruption and reduce perceptions that corruption is occurring in Queensland.

Corruption: areas of focus 2017–18

The CCC works to reduce the incidence of major crime and corruption in Queensland. Each year it identifies particular areas of concern on which to focus its resources. In 2017–18, our areas of focus were corruption involving elected officials, excessive use of force and misuse of confidential information.



ELECTED OFFICIALS (QUEENSLAND)



MISUSE OF INFORMATION



POLICE EXCESSIVE FORCE

What you told us

We mapped your survey responses to these topics against our activities.

Have you witnessed or suspected:

- **55%** bribe, gift or favour for a service or decision
- **60%** making a decision in favour of a donor
- **61%** Using their position to benefit themselves or family
- **48%** having unexplained income beyond public salary

How many of these are involved in corruption:

- **20%** thought all or some councillors were corrupt
- **21%** thought all state members were corrupt

- **92%** inappropriate access and use of information was unacceptable

- **74%** thought police excessive force was unacceptable
- **9%** thought all or most police were corrupt

What we've been doing

This year, the CCC conducted a range of activities that seek to prevent and deal with corruption involving elected officials, excessive use of force and misuse of confidential information.

- **31** recommendations from Operation Belcarra
- Changes to donor legislation resulting from Operation Belcarra
- **4** recommendations from Operation Windage
- **15** people charged with **93** offences from Operation Windage
- Investigated complaints of high level elected officials including complaints against the Premier and Cabinet ministers

- **12** recommendations to improve document management and audit trails
- **492** complaints with **762** allegations
- **15** investigations commenced for misuse of confidential information
- Complaints about misuse of confidential information made up **9%** of all corrupt conduct
- Prevention in Focus - Improper access to public sector databases: what you should know

- Received 648 allegations of police excessive use of force = **13%** of all police allegations
- Finalised **3** investigations and reviewed another **62**
- public report, *Police use of force in Queensland watch-house* including six recommendations and the response by the QPS

Tackling corruption in Queensland

We work in collaboration with our public sector partners. In 2017-18 the CCC employed the following strategies to tackle corruption.



RECOGNISE

- ✓ nature and prevalence of corruption
- ✓ high-risk areas
- ✓ policy and system vulnerabilities
- ✓ outcomes and impacts



RESPOND

- ✓ drive reform
- ✓ engage at the strategic level
- ✓ develop capability
- ✓ promote ethical culture
- ✓ solve problems together



REPORT

- ✓ allegations
- ✓ outcomes
- ✓ lessons learned
- ✓ good practice

investigations • audits • data and evidence
research • analysis • case studies • monitoring • reviews
awareness campaigns • reports

- 63 days of hearings
- 56 corruption investigations finalised
- 38 people charged with 176 offences
- 25 corruption prevention recommendations
- 31 recommendations from Operation Belcarra
- 74% of complaints referred back to relevant agency (consistent with the devolution principle)
- Partnering with State Government departments to build capacity in Ethical Standards Units
- [Prevention in focus series:](#)
 - Publicly funded research
 - Access to public sector databases
 - Risks in recruitment
 - Failure of duty by police officers
 - Conflicts of interest
- [5 corruption audits:](#)
 - Corruption risk management
 - Police corruption assessment
 - Secondary employment
 - Chemical management
 - Conflicts of interest in local government

For detailed information about our corruption prevention activities and publications, go to: www.ccc.qld.gov.au/corruption-prevention