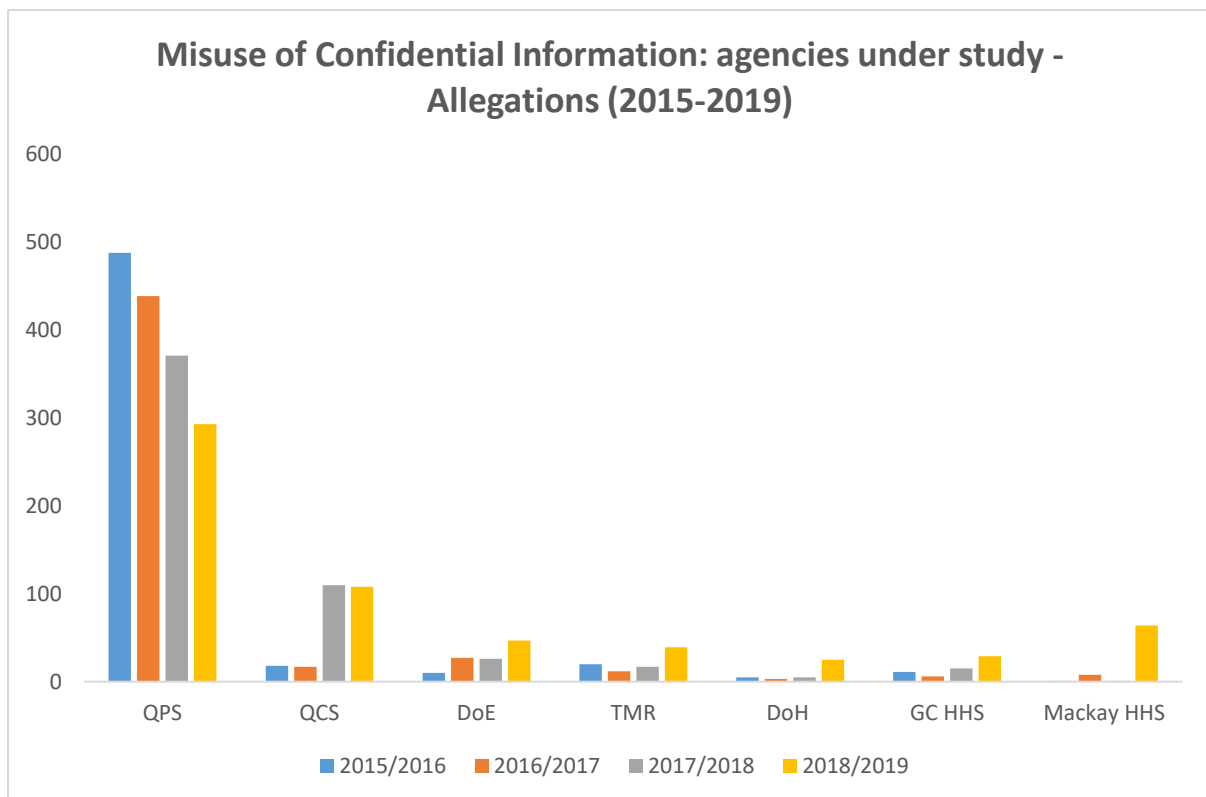


19/213771

QPS Complaints and Allegations Data¹

Misuse of Confidential Information Data (Agencies under study) - Allegations

Year	QPS	QCS	DoE	TMR	DoH	GC HHS	Mackay HHS	Total
2015/2016	488	18	10	20	5	11	1	553
2016/2017	439	17	27	12	3	6	8	512
2017/2018	371	102	26	17	5	15	1	545
2018/2019	293	108	47	39	25	29	64	605
Total	1591	253	110	88	38	61	74	2215



Source: Crime and Corruption Commission

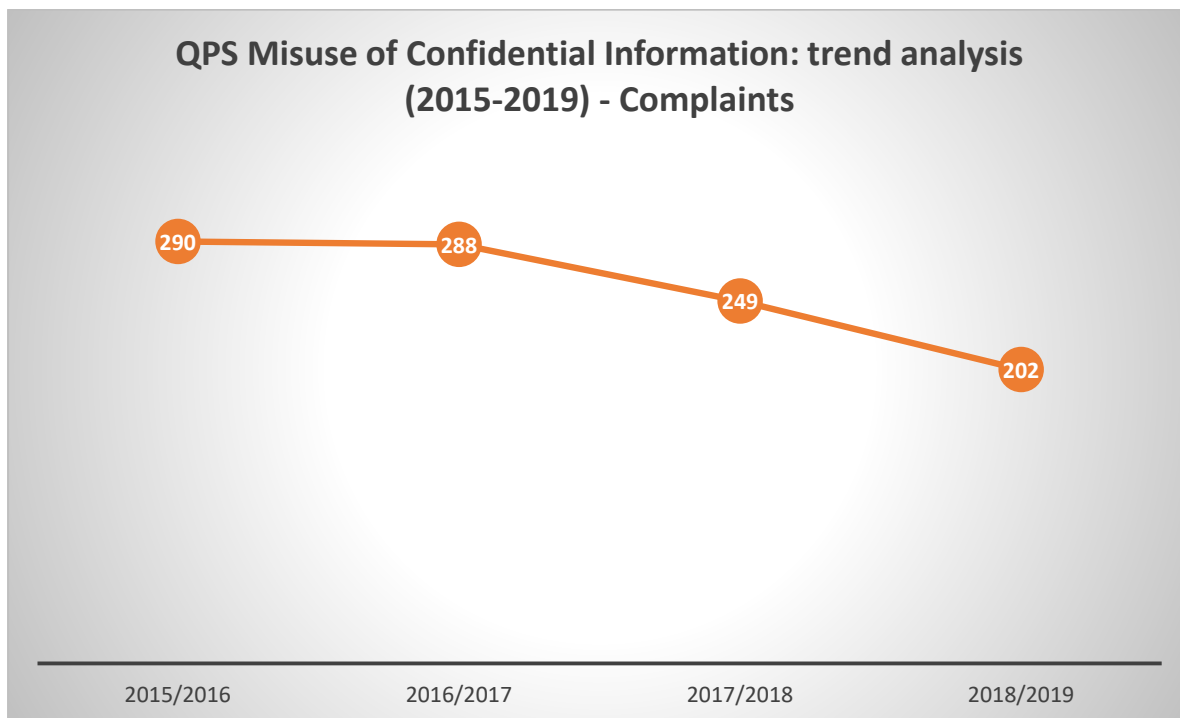
¹ DoH data excludes Queensland Ambulance Service and HHSs

19/213771

Complaints Regarding Misuse of Information

Year	QPS	QCS	Education	TMR	Health	GC HHS	Mackay HHS
2015/2016	290	11	8	13	2	4	1
2016/2017	288	14	15	9	2	5	1
2017/2018	249	55	18	11	1	5	1
2018/2019	202	66	37	22	17	11	9
Total	1029	146	78	55	22	25	12

Source: Crime and Corruption Commission



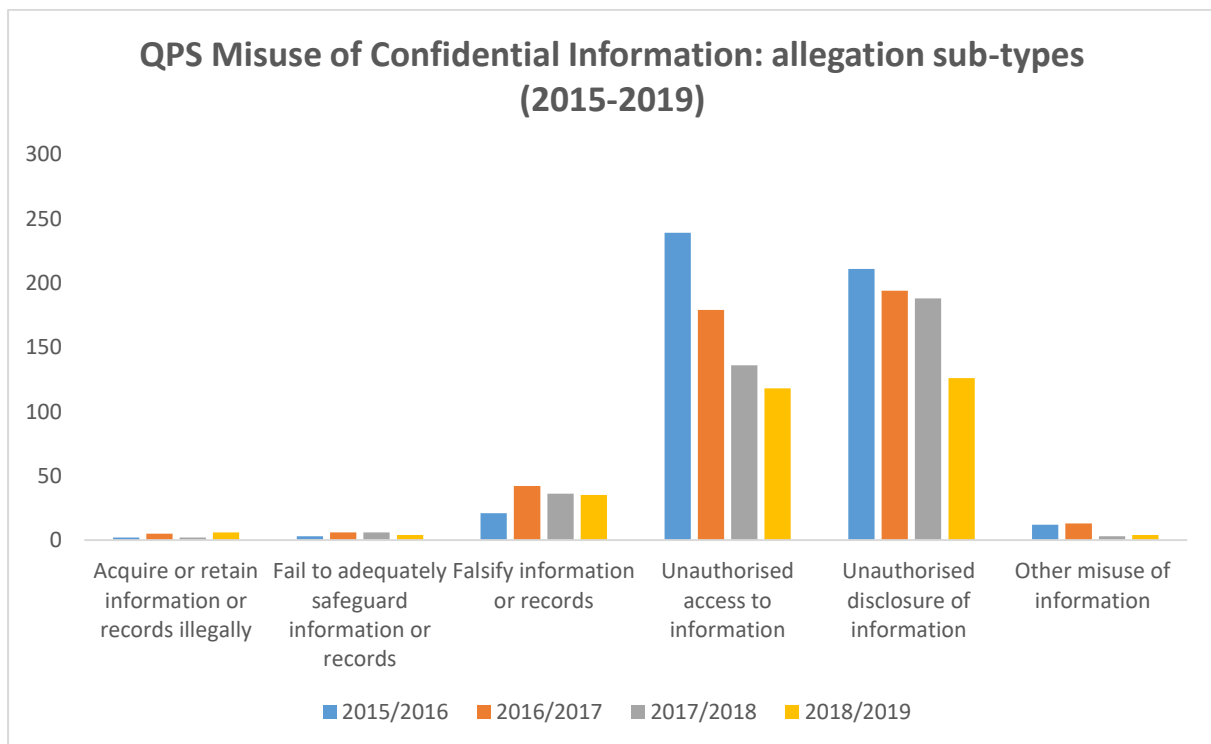
Source: Crime and Corruption Commission

19/213771

QPS Misuse of Confidential Information: allegation subtypes (July 2015 – June 2019)

Year	Acquire or retain information or records illegally	Fail to adequately safeguard information or records	Falsify information or records	Unauthorised access to information	Unauthorised disclosure of information	Other misuse of information	Total
2015/2016	2	3	21	239	211	12	488
2016/2017	5	6	42	179	194	13	439
2017/2018	2	6	36	136	188	3	371
2018/2019	6	4	35	118	126	4	293
Total	15	19	134	672	719	32	1591

Source: Crime and Corruption Commission



Source: Crime and Corruption Commission

19/213771

Proportional CCC Complaint across Case Study Agencies (2018/2019)²

Agency	Total Population	Number of complaints	Proportional breach
QPS	15285	202	75
QCS	5054	66	76
DoE	73,741	37	1993
DTMR	7102	22	322
DoH	5801	17	341
GC HHS	8262	11	751
Mackay HHs	2388	9	265

² All staff numbers are FTE and are gotten from the agencies' 2018/2019 Annual reports